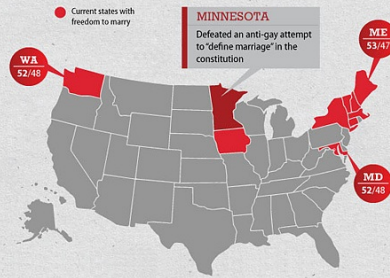


THE Freedom to Marry MAJORITY

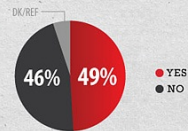
Recent polling reveals just how **ready** the nation is for the **freedom to marry**.

The Freedom to Marry on Election Day 2012

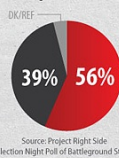
On Election Day freedom to marry was 4 for 4 at the ballot box **and a net winner in polls of voters.**



NATIONAL VOTERS:
Should same-sex marriages be legal in your state?



SWING STATE VOTERS:
Do you think marriage between gay and lesbian couples should be recognized by the law as valid with the same rights as traditional marriages?



INDEPENDENTS and the Freedom to Marry

58% of Independents favor allowing gay and lesbian couples to enter into **same-sex marriages**.

35% of Independents say that **civil marriage** for gay and lesbian couples should be either a **VERY HIGH** or **SOMEWHAT HIGH** priority.

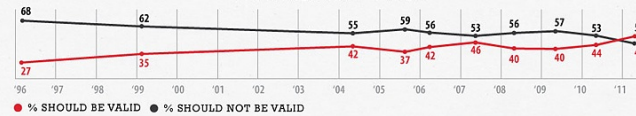
80% of Independents agree that "the **government should stay out of the private lives of adults**, including gays and lesbians."

Independents are **overwhelmingly supportive** of legal rights for gay and lesbian Americans.

Source: Project Right Side poll of independent voters in battleground states

A Trend Towards Equality

Do you think marriages between same-sex couples should or should not be recognized by the law as valid, with the same rights as traditional marriages?



More Americans favor the freedom to marry and the trend is growing quickly.

Source: Gallup

REPUBLICANS and Equality

73% of Republicans support **employment non-discrimination** protections.

61% of Republicans support **safe schools protections**, like those signed into law by New Jersey Governor Chris Christie.

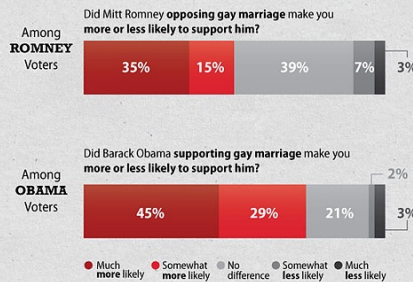
62% of Republicans support either **domestic partnerships, civil unions or marriage** for same gender couples.

Republican voters are **increasingly supportive** of legal protections for gay and lesbian Americans.

Source: Project Right Side Poll of Republican voters

Marriage Matters

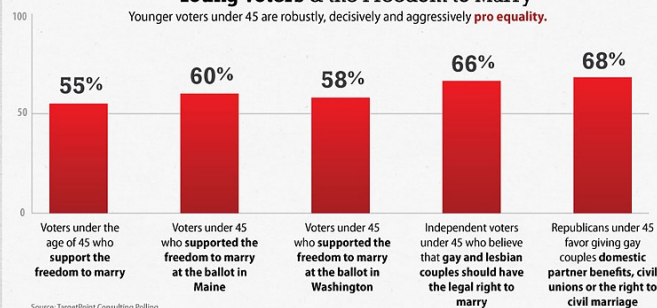
Marriage is today **more important to supporters than opponents.**



Source: Project Right Side Election Night Poll of Battleground States

Young Voters & the Freedom to Marry

Younger voters under 45 are robustly, decisively and aggressively **pro equality**.



Source: TargetPoint Consulting Polling

PROJECTRIGHTSIDE

www.projectrightside.com

TargetPoint Consulting has surveyed voters over the last year on the freedom to marry, including:

- 5,000 nationally representative Republicans in October 2011, margin of error = +/- 1%
- 2,000 Independents in battleground states in June 2012, margin of error = +/- 2%
- 4,000 voters in Washington state in July 2012, margin of error = +/- 1.5%
- 3,000 voters in Maine in July 2012, margin of error = +/- 2%
- 2,000 voters in battleground states on Election Night 2012, margin of error = +/- 2%